




# Needle Arts Guild of Toledo

## Newsletter

### Volume 19 Issue 1

### January/February 2018



#### From The President's Desk

Happy New Year to all our NAGT members! Could it be any colder outside? My daughter and son-in-law were in Iceland for Christmas. My daughter said, "Mom it's warmer in Iceland than it is in Ohio." Spring will soon be here-*right*??? I hope everyone enjoyed the holidays and maybe got a new project for 2018. My daughter sent me a wool stitching project from Iceland. I can't wait to get started! I think we all have great things to look forward to this year in NAGT. At the December meeting each member received a "Needlework Sharing Calendar for 2018" and a pre-stitch project that will end with a finishing class in April. If you were not able to attend the December meeting I will bring the calendars and projects to the January meeting. Irene has other programs planned for 2018 and I know Sue has a great list of possible teachers to choose from for this year. I will be securing the 577 and a program for the annual get together and we have the show to look forward to in September. It will be a great year! I'm looking forward to seeing you at the January meeting! Until then keep warm, relax and stitch away!

Happy Stitching,  
-- Karlyn Thompson

#### Program Schedule

Here is the tentative schedule for the exciting new programs that will be featured this year. **Meetings begin at 6:30 p.m.**

Date	Program - Program Leader	Refreshments	Opportunity
Jan. 10	"My Good Intentions Project" - Marianne Mussett and Maria Nowicki	Nancy Wright	Marianne Mussett
Feb. 14	Hardanger, Part 1 - Su Pellitieri; <i>Stash Redistribution</i>	To Be Determined	Leigh Strand
March 14	Hardanger, Part 2 - Su Pellitieri; <i>Get It Finished!</i>	Lee McLaird	Marilyn Levison
April 11	Finishing - Karlyn Thompson	To Be Determined	To Be Determined
May 9	Blackwork - Ann Rorarius; <i>Stash Redistribution</i>	To Be Determined	To Be Determined
June 13	Annual Pot Luck and Stitch-In; <i>Get It Finished!</i>	Pot Luck	To Be Determined
July 11	Encore X 2 - Lois Wetherill	To Be Determined	To Be Determined
Aug. 8	To Be Determined; <i>Stash Redistribution</i>	To Be Determined	To Be Determined
Sept. 12	Cutwork - Caren Scarbrough; <i>Get It Finished!</i>	To Be Determined	To Be Determined
Oct. 10	Pulled Thread, Part 1 - Elizabeth Freeman and Irene Leonard	To Be Determined	To Be Determined
Nov. 14	Pulled Thread, Part 2 - Elizabeth Freeman and Irene Leonard; <i>Stash Redistribution</i>	To Be Determined	To Be Determined
Dec. 12	Holiday Celebration, Installation of Officers; <i>Get It Finished!</i>	Cookie Exchange	To Be Determined

## Calendar of Events

Here is a list of events besides our monthly meetings that you may find interesting. Further info may be obtained from the EGA ([www.egausa.org](http://www.egausa.org)) or GLR ([www.ega-qlr.org](http://www.ega-qlr.org))

Dates	Event Information
04/18/18 – 04/22/18	<b>GLR Seminar</b> in Madison, WI
09/21/18 – 09/23/18	<b>NAGT Annual Needlework Show.</b> Sanger Branch of the Toledo-Lucas County Library.
10/03/18 – 10/07/18	<b>EGA National Seminar</b> in Louisville, KY
04/05/19 – 04/09/19	<b>GLR Seminar</b> in Dearborn, MI

## WANTED:

Ideas and Suggestions for future programs!!  
Please contact Irene Leonard with ideas!!



Visit NAGT online at  
<http://www.needle-arts-toledo.org>

For the Newsletter, visit  
<http://www.needle-arts-toledo.org/private/news.htm>

Or Like Us on Facebook!  
Search for "Needle Arts Guild Of Toledo"

*Stash Redistribution* - February  
*Get It Finished!* - March

### Winter Weather Reminder


NAGT policy is to cancel our monthly meeting whenever the Toledo Public Schools cancel classes due to bad weather (even if conditions improve by evening).

## Stitch-In

A Stitch-In is held every Thursday. The first Thursday of the month we meet at Timeless Stitches in Tecumseh starting around 11:30am, winter weather permitting. The fourth Thursday of the month we meet at Yarn Envy, 4570 Sterns Road. Other weeks, the locations change. Call or email Diane Myers for more information.

## Annual Wreath Project

Next year's theme is patriotic, so anything commonly associated with our great country and its history will work. All I ask is that if you are stitching Mt. Rushmore remember it needs to fit on the wreath. Again, there is no need to supply a hanger as they will be stitched onto the netting to secure them. Supplying 8-10" of floss (or the DMC floss color number) to match the background color of your ornament would be helpful but not necessary. Ornaments will be due at the September 2018 meeting in order for the wreath to be assembled and displayed at the annual show. Of course, you can turn your ornament in anytime before that. --Submitted by Christine Hampshire.



## Birthdays

Over the past year I have sent out eCards to the people who have provided their Birthday month and date. In November we added a listing of the birthdays to the newsletter. For security, it has been suggested that I not add the dates to the listing for birthdays. Beginning with this newsletter we are listing the names only. Don't worry, the eCards will still go out on your special day. If you have not given me your birthday information, please send me an email. Happy New Year! *Marianne Mussett, Membership Chair 2018.*

**January** - Elizabeth Freeman  
**February** - Marylyn Doyle, Donna Gotts, Denise Waterfield

## Announcements and Snippets

### Program and Education Notes

I would like to give a big THANK YOU to members Denise Waterfield, Denise Duda, Diane Myers, Caren Scarbrough, Lois Wetherill, Ann Rorarius and Elizabeth Freeman for volunteering their time, talents, energy and stitching passion in leading a program in 2017. Thank you ladies!! Looking ahead to 2018, the calendar of programs is coming together!! I am trying to gear the programs towards the embroidery techniques that the membership indicated that they were interested in. Hopefully the programs and projects will meet the needs of a beginner stitcher to the experienced stitcher. *Submitted by Irene Leonard.*

**On-Going Projects:** Members are always happy to help if you need advice. So please bring your pieces to the meetings so we can share in your progress.

**January:** “My Good Intentions Project”, lead by Marianne Mussett and Maria Nowicki. Do you have a project that you love to hate? Do you have a project that you really, really like but are having difficulty finishing for some reason? Why not try to finish at least one of those projects this year? Please bring your project to the January meeting (or the next meeting you will be attending) and show it to the group. We will be your cheerleaders, cheering and helping you to complete this project by the December meeting.

**February and March:** I selected the “Hardanger with Crystals #3”, designed by Roz Watnemo, as our design for our project. It was a free pattern from Nordic Needle. It is a simple design to teach the basics. (Tom thought that the pattern was a bit hard to read for a beginner so he re-charted it for easier reading.) The original design used 25-count cream Lugana fabric, Leah’s #8 thread (color Wisteria) and 3mm Crystal AB Swarovski Xilion Hot-Fix Embellishments and is a finished design size about 3” x 3”. I used 28-count white Jobelan fabric (any even-weave will do). I had scraps about 5” wide that fit nicely in a 4” hoop. Hardanger is traditionally white on white so I used DMC perle cotton, No. 8 and No. 12. You may use colored or over-dyed thread if you wish although you may see some shadowing behind your work on some of the stitches. I wasn’t keen on “hot-fix” crystals (I’m assuming adhesives) so planned to use beads from my stash instead. Then I found that the design will fit in some 3 1/2” x 3 1/2” coaster frames that I had so I plan on keeping it all flat by doing eyelets or smryna crosses for embellishment instead. We will cover basic stitches in February and cutting/needle weaving in March. *Submitted by Su Pellitieri.*


**April:** The members at our December meeting received a pre-stitch project that we will finish in April. Hopefully you all have been working on this small project during these cold days. There were eight designs to choose from or graph paper that can be used to design your own piece, and a box that you will mount your finished stitching on the lid. You can use the fabric and floss that was provided or use materials from your own stash. Your design should be no larger than a 2 inch square. At our January meeting I will bring 13 finished boxes so you can get some ideas on how you would like to finish your box lid. We will talk about materials you will want to gather to finish your box. If you were not able to attend the December meeting, I will bring kits to the January meeting for you. You may also exchange your box for a different color, if you like. Have fun stitching! *Submitted by Karlyn Thompson.*

### Needle Sharing

Many of our members would like to see more “Sharing” at our monthly meetings. If you have any items that you have stitched from these embroidery disciplines, please bring them to our meeting to share with our members. We will want to hear about the materials that were used to complete your piece of work, share if this was a class, or correspondence class, and what you found were the challenges while working on this project. The name of each person that brings an item or items to share will be placed into a drawing for a participation reward. Hopefully by sharing our Needlework we will spark some interest in our members to try something new. This may generate ideas for programs or possible teachers that we could invite to our group. *Submitted by Karlyn Thompson.*

Needlework Sharing Calendar	
January	Canvas Work, Wool Appliqué, Hardanger
February	Jewelry, Beading, Pulled Thread
March	Bargello, Needle Felting, Punch Needle
April	Crewel Work, Thread Painting, Tatting
May	Goldwork, Cutwork, Silk Ribbon
June	Favorite Framed Picture
July	Trapunto, Quilting, Crazy Quilting
August	Original Design/Adaptation
September	Stumpwork, Counted Thread, Cross Stitch
October	Blackwork, Redwork, Whitework
November	Samplers, Shadow Work
December	Favorite Stitched Ornament

## Photo Gallery




May your needles stay shiny  
 & your stitches be tight  
 whether you start  
 from the left or the right,  
 May your thread never tangle  
 in the front or the rear,  
 & may the frog stay away  
 for the following year!

This was posted on facebook. A wish for the new year.  
 -- Maria Nowicki



A collection of the wonderful *Get It Finished* items presented at our December Meeting. Thank you to all of the stitchers who participated in this program!  
 Photos by S. Pellitieri

A photo of a flyer from Diane Myers. Please see her for more information.



Our 2018 Officers - Christine Hampshire, Denise Waterfield, Lee McLaird, Karlyn Thompson, and Caren Scarbrough. Photo by S. Pellitieri

**The NAGT Newsletter** is published six times per year (January, March, May, July, September, and November) by the Needle Arts Guild of Toledo (NAGT) chapter, The Embroiderers' Guild of America, Inc. The Editor welcomes comments, input, and story items. Please send them to the editor by the 25th of the month preceding publication.

Editor: Susan Pellitieri  
 547 White Oak Dr  
 Toledo, Ohio 43615  
 E-mail: NeedleArtsToledo@aol.com  
 Phone: 419-382-1329

EGA chapter newsletters may copy material contained in this publication except items which are noted and marked as copyrighted. Please credit this Chapter when due.

**MEMBERSHIP** in the Needle Arts Guild of Toledo is open to all embroiderers. New and renewing dues payments should be sent to: Marianne Mussett, 5126 Cranston Dr., Toledo, Ohio 43615

**ANNUAL DUES** - NAGT annual dues of **\$52** include:

**Dues - Local chapter**

- Bimonthly NAGT chapter newsletter
- Chapter meetings and programs
- Local chapter lending library
- Group correspondence course (additional fee required)

**Dues - Great Lakes Region (GLR)**

- GLR seminar (additional fee required)

**Dues - The Embroiderers' Guild of America, Inc. (EGA)**

- Subscription to quarterly magazine, *Needle Arts*
- Individual correspondence courses for a fee
- National seminars for a fee

Members can attend optional local Chapter workshops presented by teachers contracted by the Chapter and paid for by workshop participants.

**MEETING CANCELLATION:** Monthly meetings are cancelled due to bad weather if the Toledo Public schools are closed. Tune into AM 1370 News radio in Toledo for school closings.

**GUESTS** are welcome at all meetings and may attend two meetings before being asked to join.

**NAME TAGS** must be worn at all meetings or pay a 25¢ fine. The fines collected go to general funds to help cover expenses.

**MEETINGS** are on the 2nd Wednesday of the month at 6:30pm in the Epilepsy Center of NW Ohio, 1701 Holland Rd., Maumee, OH, 43537.

**NAGT Officers and Board Members**

**President** ☑  
 Karlyn Thompson  
 419-823-3439  
 karlynmthompson@gmail.com

**Newsletter** ☑  
 Susan Pellitieri  
 419-382-1329  
 NeedleArtsToledo@aol.com  
 spellitieri@aol.com

**Vice-President** ☑  
 Lee McLaird  
 419-354-6618  
 lmclair2000@yahoo.com

**Program Chairman** ☑  
 Irene Leonard  
 734-856-1873  
 irnlrnr@aol.com

**Secretary (2017-2018)** ☑  
 Denise Waterfield  
 419-308-7014  
 dwaterfield228@yahoo.com

**Education** ☑  
 Sue Wiemer  
 419-531-6325  
 dlwiemer@sbcglobal.net

**Treasurer (2018-2019)** ☑  
 Christine Hampshire  
 419-698-0241  
 dchamphshire@att.net

**2018 Show Chairman**  
 Caren Scarbrough  
 419-278-2162  
 caren505@yahoo.com

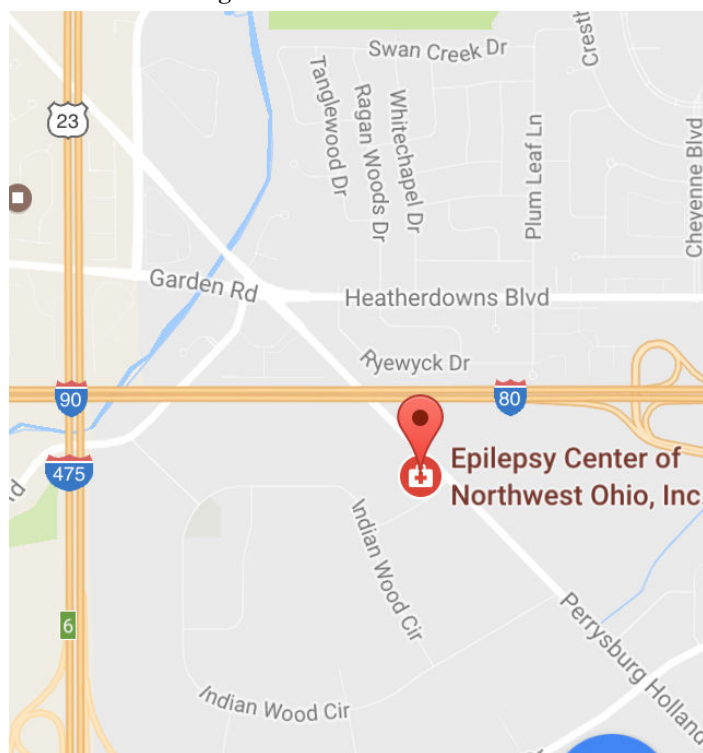
**Membership** ☑  
**Welcoming Committee**  
 Marianne Mussett  
 419-534-2278  
 mcmussett@hotmail.com

**GLR Representative**  
**Heritage/Hospitality**  
 Maria Nowicki  
 419-824-9631  
 nohiorn@aol.com

**Outreach Chairman**  
 Kathy Falgout  
 419-841-8957  
 kcfalgout@gmail.com

**Opportunity Drawings**  
 Jennifer Miller  
 419-351-6276  
 jenmiller@embarqmail.com


☑ indicates Voting Members



Map courtesy of Google Maps.



Needle Arts Guild of Toledo  
**Newsletter**  
 Volume 19 Issue 1  
 January/February 2018



The Embroiderers' Guild of America, Inc. is a nonprofit educational organization founded in 1959 to...


- Foster high standards of design, color, and workmanship in embroidery;
- Teach the embroidery arts; and
- Preserve our national needle arts heritage.

The Guild serves its approximately 20,500 members through a network of over 300 chapters which are grouped into thirteen geographical regions. Find them on the Web at <http://www.egausa.org>

---

THE EMBROIDERERS' GUILD  
 OF AMERICA, INC.

---



**CHANGE SERVICE REQUESTED**

E-Mail: [NeedleArtsToledo@aol.com](mailto:NeedleArtsToledo@aol.com)

Susan Pellitteri, Editor  
 547 White Oak Dr.  
 Toledo, OH 43615

**Needle Arts Guild  
 of Toledo Newsletter**

