




Needle Arts Guild of Toledo

Newsletter

Volume 9 Issue 3

May/June 2008



From The President's Desk

Hello Everyone!

Isn't great to see Spring here at last. Lots of little green sprouts out there.

Our own Nancy Wright was on the public radio show "What Do You Know" with Michael Feldman which aired from Madison this morning (Saturday, April 26). I can't wait for Nancy to fill us in. It was reported that she was very, very entertaining!

I really enjoyed our last meeting. It was nice to have re-introductions and share about who was our inspiration to begin our love for stitching. We had a great discussion, a few laughs and lots of fellowship. Be prepared for more at our next meeting. How about "the project that was the most challenging"?

We will need a volunteer to be the collector of the Christmas Stockings for our wreath for the "Heralding the Holidays" opportunity drawing. Think about it and help if you can.

Anita Streeter from EGA dropped us a note to let us know that Antiques Roadshow from Louisville will air in three segments and that EGA headquarters will be featured on the May 5th segment, at 8PM EST. Check the TV listings.

Hope to see you all at the next meeting on Wednesday, May 14th.

Maria

If You Need A Ride

If there are any members needing transportation to a meeting please let us know. We have members attending from all over the Toledo area. Don't stay home just because you can't drive!

Needlework Display

We are very pleased that the Sanger Branch of the Toledo Lucas County Library will not only be the site for our show again this year, but they are going to let us have a display case for our needlework during the month of July. This will be also be a great opportunity to advertise for the show. Diane Myers is coordinating the display, please see her for more information.

Announcements and Snippets

Secret Stitchers

To my wonderful secret stitcher: I love the darling quilt-thread note cards and I am certain I will love the lava cake when I bake it for my wedding anniversary! Annette Hill

Secret Stitchers will be revealed at our June potluck and names will be chosen for next year. If you'd like to participate, forms will be available at the May meeting if you'd like to take one home to complete before the June meeting. Forms will also be available in June.

A Recipe

Diane asked that I send the recipe for the pineapple puffs that I served at the board meeting for our newsletter.

Pineapple Cream Puffs (truly a 15 minute recipe).
1 package of "Stella Doro" Angenetti cookies
3 oz cream cheese softened
1 1/2 cups thawed whipped topping (Kool Whip)
8 Oz can of pineapple drained

Split the cookies (they look like little glazed cream puff shells). Mix the cream cheese and whipped topping with a mixer, fold in the drained pineapple. Put a good healthy tablespoon of the filling in each cookie (I use a 1 oz ice cream scoop). Replace the top. Pop onto a fancy plate.....looks like you worked for hours.

Recipe is on the back of the package of cookies. I found the cookies at Sof's on Monroe St..

Maria Nowicki

Open Art Days

The Toledo Botanical Garden is hosting Open Art Days on the first Sunday of May, June, July and August from noon to 4pm. Like previous years, it is an opportunity to earn hours for our group by demonstrating various needlework techniques. It is also an opportunity to promote our group and the upcoming show, so please bring examples of your completed work as well as your work in progress. Unlike previous years, we will not be in the Conference Center (at least for May, we don't know what the plan is for the other months) but in the Art Ability Center. It was formerly the Spectrum Studio Building (not the Spectrum Gallery). It is next to the Photo Arts building. There is supposed to be a sign in front.

Program Schedule

"Hearts" EGA National Outreach Program 2006

We are working on the EGA Heart booklet. The challenge is to make this design into your own piece or pieces. You can experiment with colors, fibers and even a different design if you do not want to do any more hearts. Our goal is to have a display of these pieces, either finished or unfinished, at the Annual Show.

Stitch of the Month Club: Each month in 2008, there will be a mini-lesson on a different stitch. The goal of this program is to (re)introduce a basic stitch, demonstrate variations on the stitch, and in some cases, the progression of the stitch. The monthly schedule appears below. Hopefully at the end of the year, you can assemble your examples into a book. Caren Scarbrough is willing to give a demonstration on making a "Cloth Book".

This series of mini-lessons will be a perfect opportunity to use up some of your stash, so please bring some appropriate fabric and threads to each meeting. If you would like to share your stash with your stitching neighbor, please do so! If you would like to volunteer to teach a stitch, or if you would like to learn more about a particular stitch, please see Irene Leonard.

May 14: Stitch of the Month - Satin Stitch and variations; Project - EGA Heart #2 and #4; Village Green - continuing work in progress for those who need help; Moonlight Sonata - books available and a brief discussion on getting started

June 11: Annual Pot Luck Party, *Get It Finished* entries, and Secret Stitchers revealed; Moonlight Sonata - kloster blocks and satin stitches; looking ahead for a new group project

July 9: Stitch of the Month - to be determined; Hearts Project - finishing techniques

August 13: Stitch of the Month - to be determined;

September 10: Stitch of the Month - to be determined;

October 8: Stitch of the Month - to be determined;

November 12: Stitch of the Month - to be determined;

December 10: Annual Christmas Party and Ornament Exchange. Also *Get It Finished* entries, Cookie Exchange, prizes for *Get It Finished* and volunteer drawings, New Officer Installation.

Refreshments

Each month, various members have signed up to bring refreshments for the group. Volunteers for May are Caren Scarbrough and Katherine Thompson, for July they are Donna Cairns and Helen Zeller. Please consider volunteering for future months, a sign up sheet is available at the meetings.

Calendar of Events

Dates	Event Information
05/04/08	Open Art Days at TBG noon to 4pm
05/14/08	NAGT Monthly Meeting
06/01/08	Open Art Days at TBG noon to 4pm
06/05/08	NAGT Board Meeting
06/11/08	NAGT Monthly Meeting (Annual Potluck, <i>Get It Finished</i> Entries)
06/28/08 – 06/29/08	<i>Crosby Festival of the Arts</i> , sponsored by TBG
07/03/08	NAGT Board Meeting
07/06/08	Open Art Days at TBG noon to 4pm
07/09/08	NAGT Monthly Meeting
08/03/08	Open Art Days and Art in the Garden at TBG noon to 4pm
08/07/08	NAGT Board Meeting
08/13/08	NAGT Monthly Meeting
08/31/08 – 09/05/08	<i>National Seminar</i> , hosted by EGA , Louisville, KY
09/04/08	NAGT Board Meeting
09/10/08	NAGT Monthly Meeting (<i>Get It Finished</i> Entries)
09/13/08 – 09/14/08	NAGT 33rd Annual Needlework Show at the Sanger Branch Library
10/02/08	NAGT Board Meeting
10/08/08	NAGT Monthly Meeting
11/06/08	NAGT Board Meeting
11/12/08	NAGT Monthly Meeting
12/04/08	NAGT Board Meeting
12/10/08	NAGT Monthly Meeting (Annual Christmas Party & Ornament Exchange; <i>Get It Finished</i> Entries)

Get It Finished!

Don't forget to bring in your projects to
the June meeting.

Announcements and Snippets

Great Lakes Seminar and a little bit more

There were four Needle Arts Guild of Toledo members at the Great Lakes Seminar in Madison last week. I think I can say for all of us, a good time was had by all. The Great Lakes Region puts on a terrific seminar with a great class selection, in a great location, in a nice hotel. It really is like going to a mini national seminar. I think there were about 200 attendees in Madison and at national there are closer to 800. There are the same teachers as at the national, just not as many teachers. The classes are smaller which is always a good thing in education. If you ever get a chance to go to a GLR seminar, don't pass it up.

One more little story...On Thursday evening we toured the Minona Terrace designed by Frank Lloyd Wright. It is beautiful public building situated on Lake Minona in downtown Madison. Our tour guide mentioned that the National Public Radio program "Whad'ya Know" with Michael Feldman was broadcasting live on Saturday from the auditorium in the Minona Terrace. I am a fan and so is Nancy Wright and several other of our members. When Nancy heard about the broadcast she decided to stay over after the seminar and since her husband was picking her up for a little vacation time, they could go to the program. Somehow Nancy managed to get picked from the audience to be on the chit chat and quiz portion of the show. She talked about EGA and the seminar and various types of stitching and had several very funny moments. There is a joke she refused to tell on the air so maybe we can get her to tell it sometime, off - mike.

Diane Myers

June Meeting

The June meeting should prove to be an interesting and fun meeting to attend. It may be more of a celebration. It is Get-It-Finished month. It is always inspiring to see what we all have been working on and actually getting finished. There are so many diverse interests in our group that it really is like a scaled down version of our show. We will also reveal secret stitchers for the past year. We will find out if our guesses are right as to who has been sharing little stitching treasures with us throughout the year. A potluck dinner is part of the evening too. Bring a dish to share and your place setting. There are always some wonderful dishes at this event. You may taste something new and add it to your recipe file. We would also like to recognize some of our members with many years in NAGT. It is their commitment to membership year after year that keeps us going. It just shows how important stitching and the friendships made through stitching can be in one's life. Wouldn't it be fun to see

some of the faces of past members at this meeting? Written invitations will be mailed out to past members so if there is anyone you would like to include please make certain their name is put on the mailing list. You can give any names to Diane Myers at the May meeting.

Annual Show

Peverley has confirmed the show dates with Sanger branch library. These are the dates and times that we have the meeting room available to us (and not necessarily just us?)

Thurs, Sept. 11: available from noon - 8:45 pm (close at 9 pm)
Fri., Sept. 12: available from 9am-5:15pm (close at 5:30 pm)
Sat., Sept. 13: available from 9am-5:15 pm (close at 5:30 pm)
Sun., Sept. 14: available from 1pm-5:15pm (close at 5:30 pm)

Peverley has sent the contract to Carol Lynn Stratton for her signature and has sent out releases to needlework magazines with the show dates.

Last year we couldn't get into the room until just before 4pm on Thursday so we didn't have much set-up time before people arrived (item drop-off was scheduled from 4pm-8pm). This year, Su thinks we should keep the 4pm-8pm drop off schedule but try to have the room at 3pm so we can set up the tables. Last year the show hours were 10am-5pm on Saturday and 1pm-4pm on Sunday. This gave us an hour on Saturday morning to do any last minute preparations and plenty of time on Sunday to break down the stands and clear out the room. These times seemed to work well and should continue for this year as well.

Membership Renewal

The EGA is moving to an annual dues program (thanks to a suggestion from our group) but we haven't heard anything official regarding a pro-rate policy for members who paid dues in March, June and September. The following members are on the list in Su's database as renewing members for June: Donna Cairns, Marilyn Freeman, Sharyn McMullen, Julia Stange, Beth Thompson, Karen Trombley, Helen Jo Wagoner. Please confirm your membership status with Diane Myers and see if she has had any word from EGA regarding your dues.

Website Link Updates

I would like to include more links to interesting needlework related websites on our website. If you know of any good sites, please send the link to me so I can check it out and include it on our site. Thanks.

Su Pellitteri

Announcements and Snippets

Just What Is An Adaptation?

On our entry form we have it listed as: *A translation from another medium (photo, painting, some other type of textile or design source). Does not include variations to commercial patterns. Please state your inspiration source.* Unfortunately, we usually don't get any documentation. People entering the show don't understand what it is and not everyone in our guild does, either. This isn't surprising because we've never really discussed it in detail before and the people who check items in for the show usually don't ask questions of the entrant. Some people entering the show think that if they make any alteration to a pattern that this makes it an adaptation and this isn't always the case!

"A translation from another media source" can be easy to understand if you consider the *Mona Lisa*. The first person who converted the oil painting into the cross-stitch pattern could have entered it in our show as an adaptation. Of course, the person who made it a cross-stitch pattern works for a pattern company and this is now a commercial design. Change *Mona Lisa* to be a blonde or put her in a red dress and it still doesn't make it an adaptation. Color changes do not constitute an adaptation (and you'd probably lose major points in the color category if *Mona Lisa* was blonde – even if you also changed the yellow background!) But what if you added a flower to her hand? Do adding or removing elements or combining patterns from another source make a piece an adaptation? That's what we have to decide as a guild. And I think we need to communicate this better to our show participants.

Last year, one item that was originally entered as an adaptation was a canvas piece of a front door with a flag. When I asked the lady about it, she told me that the flag in the pattern was stitched flat and she changed it by putting it on another piece of canvas, stuffing it and appliquéing it to make it three dimensional. It was still the original pattern for the flag and she didn't have a problem when I told her that it wasn't a significant change and would still be considered a commercial piece.

What is a significant change? Just adding a flower to *Mona Lisa's* hand is probably not a significant change (especially if the flower is also a commercial design from another pattern). I have a friend, Heidi Wright, who took Teresa Wentzler's *Camelot Sampler* and turned it into an award scroll for a friend of hers who is in the Society for Creative Anachronism (a medieval recreation group). Not only did she change the figures to look like her friends (an insignificant color change by itself), but she also added their heraldic coat of arms, the badge for the award (a pelican) and all of the text describing the award – all of which were her original

designs. For those of us who love Teresa Wentzler's work, you could tell that it started out as her border design, but at least 50% of the piece was Heidi's original work. Also, you obviously could not go out and buy the pattern commercially like this now. If she had entered it in our show, I would have had no problem listing it as an adaptation because there obvious significant changes.

What about someone who takes hardanger motifs from a commercially available book and creates her own band sampler? What about the Hearts project that someone changes to butterflies or flowers? Does it matter if the butterfly outlines are taken from another pattern source or if the stitcher designed them herself?

I would like your input on how we can make our entry form clearer to our participants. It would be nice to say "no adaptation without documentation" and to include information that small alterations or color changes are not adaptations. Unfortunately, we will still get people who don't read the instructions and won't provide the requested documentation. So I think it is up to all of us who accept entries to know what to look for and to ask questions for each piece. Remember, adaptations are also eligible for the Joyce Merrill Award, so we want to keep a standard of excellence and ensure that the piece truly is classified correctly.

These are just my opinions and I welcome feedback from everyone else. It can only help to make our show even better in the future.

Su Pellitieri

Silk Dupioni Source

Ladies, I recently discovered a quilt shop in an Erie suburb that carries only imports and does most of their business by email. An Erie Guild member works there and let me know about it. It is a wonderful shop that includes rows of silk dupioni in marvelous shades that could be just right for that special ground fabric you might be looking for to do some stumpwork or other embroidery. She has a good web site: www.intfab.com. The shop is International Fabrics and is in Fairview, PA, on the west side of Erie, just 3 miles off Interstate 90, in case you should be zooming by one day and need a little diversion. Address, etc., are on-line. Get on-line and have a look. The oriental fabrics were wonderful, and I also liked the French very much. She will sell a fat quarter yard of the silk for \$4, which seemed pretty reasonable to me. I would be happy to pick things up for you to save a little postage, or to match a DMC number as close as possible in person if it helps with your project. You can always email me: eathompson790@yahoo.com, or phone at 814-734-0609 (there's a machine in case I'm out).

Beth Thompson

The NAGT Newsletter is published six times per year (January, March, May, July, September, and November) by the Needle Arts Guild of Toledo (NAGT) chapter, The Embroiderers' Guild of America, Inc. The Editor welcomes comments, input, and story items. Please send them to the editor by the 25th of the month preceding publication.

Editor: Susan Pellitieri; 703 Butterfield Dr; Toledo, Ohio 43615, Phone: 419-382-1329, E-mail: pellitieri@aol.com

EGA chapter newsletters may copy material contained in this publication except items which are noted and marked as copyrighted. Please credit this Chapter when due.

MEMBERSHIP in the Needle Arts Guild of Toledo is open to all embroiderers. New and renewing dues payments should be sent to: Nancy Wright, 17515 Sycamore Rd., Grand Rapids, OH 43522.

ANNUAL DUES - NAGT annual dues of \$43 includes:

Dues - Local chapter

- Bimonthly NAGT chapter newsletter
- Chapter meetings and programs
- Local chapter lending library
- Group correspondence course (additional fee required)

Dues - Great Lakes Region (GLR)

- GLR seminar (additional fee required)

Dues - The Embroiderers' Guild of America, Inc. (EGA)

- Subscription to quarterly magazine, Needle Arts
- Individual correspondence courses for a fee
- National seminars for a fee

Members can attend optional local Chapter workshops presented by teachers contracted by the Chapter and paid for by workshop participants.

MEETINGS are the second Wednesday of every month starting at 6:30 p.m. in the Toledo Botanical Gardens Conference Center.

GUESTS are welcome at all meetings and may attend two meetings before being asked to join.

NAME TAGS must be worn at all meetings or pay a 25¢ fine. The fines collected go to general funds to help cover expenses.

MEETING CANCELLATION: Monthly meetings are cancelled due to bad weather if the Toledo Public schools are closed. Tune into AM 1370 News radio in Toledo for school closings.

Great Lakes Region R.O.S.E. State Day

R.O.S.E. State Day will be held October 10th and 11th, 2008 at Central United Methodist Church in Richmond, Indiana. The theme will be Tying Friends Together and the contact person is Joyce Anne Baldwin (joyceanneb@insightbb.com). Further details will be listed as they are provided.

Michigan State Day

The Mill Race Chapter EGA is hosting Michigan State Day on July 19, 2008 from 9:00 am to 3:30 pm (registration starts at 8 am). Details were included in our last newsletter and a full color copy of the brochure will be available at our May meeting for anyone who is interested in attending. Registration ends May 31st, 2008.

NAGT Officers and Board Members

President

Maria Nowicki
419-824-9631
nohiorn@aol.com

Newsletter

Susan Pellitieri
419-382-1329
pellitieri@aol.com

President Elect

Caren Scarbrough
419-278-2162
caren505@roadrunner.com

2008 Show Chairman

Peverley Hormann
419-841-3712
pevhormann@yahoo.com

Secretary

Annette Hill
419-885-6365
nettie@buckeye-express.com

Outreach Chairman

Beth Thompson
814-734-0609
BethThompson790@aol.com

Treasurer

Nancy Wright
419-832-3801
nlwright42@verizon.net

Library

Katherine Thompson
419-470-7935
kmthompson49@yahoo.com

Membership

Diane Myers
419-832-9571
jrmyers@roadrunner.com

Program

Irene Leonard
734-856-1873
irnlrd@aol.com

TBG Representative

Anna Kerlin
419-829-6752
akerlin@buckeye-express.com
ackcatlady@buckeyeaccess.com

Welcoming Committee

Marilyn Freeman
419-381-8782
mjfree1971@aol.com

Education

Cathy Studer
567-214-1139
treesong44@yahoo.com

GLR Representative

Caren Scarbrough
419-278-2162
caren505@roadrunner.com

indicates Voting Members


Did you know that EGA is a 501c(3) organization and that donation to the organization are tax deductible? Donations can also be made to your local group. The first page of the *Needlearts* magazine has more information on contributions to the EGA Annual Fund.

Visit NAGT online at
<http://members.aol.com/NeedleArtsToledo>

For the Newsletter, visit
<http://members.aol.com/NeedleArtsToledo/private/news.htm>



Needle Arts Guild of Toledo
Newsletter
 Volume 9 Issue 3
 May/June 2008




The Embroiderers' Guild of America, Inc. is a nonprofit educational organization founded in 1959 to...

- Foster high standards of design, color, and workmanship in embroidery;
- Teach the embroidery arts; and
- Preserve our national needle arts heritage.

The Guild serves its approximately 20,500 members through a network of over 300 chapters which are grouped into thirteen geographical regions. Find them on the Web at <http://www.egausa.org>

THE EMBROIDERERS' GUILD
 OF AMERICA, INC.



CHANGE SERVICE REQUESTED

E-Mail: NeedleArtsToledo@aol.com

Susan Pellitteri, Editor
 703 Butterfield Dr
 Toledo, OH 43615

Needle Arts Guild
 of Toledo Newsletter

